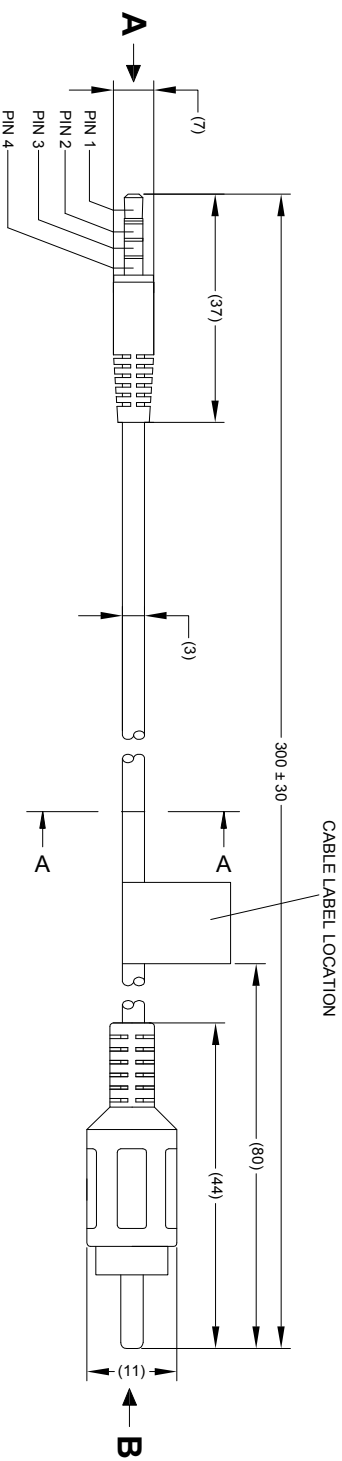


Revision Notes			
R1 -			
APAs -	Drawn:-	Checked:-	Approved:-
			Date:-

VIEW A

4 PIN 2.5mm JACK MALE MATING FACE

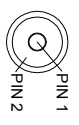
PIN #	WIRE COLOUR	DESCRIPTION
1	N/A	NC
2	YELLOW	VIDEO
3	BLACK	GND



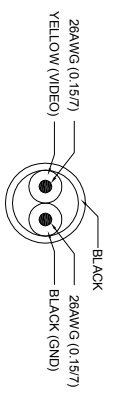
VIEW B

PHONO MALE MATING FACE

PIN #	WIRE COLOUR	DESCRIPTION
1	YELLOW	VIDEO
2	BLACK	GND



VIEW A-A CABLE BUILDUP



- NOTES:
1. CABLE TO BE SUPPLIED IN A 100X155 PRESS SEAL BAG.
 2. FOR CABLE LABEL REFER TO LATEST REVISION OF DRAWING BE-002842-XX-14.
 3. FOR GIFTBOX LABEL REFER TO LATEST REVISION OF DRAWING BE-002840-XX-14.
 4. ANY CUSTOMER MODIFICATION OF THIS PRODUCT CAUSING SUBSEQUENT FAILURE IS NOT A LIABILITY OF BRIGADE ELECTRONICS PLC.
 5. CABLES SHOULD BE ONE CONTINUOUS LENGTH BETWEEN CONNECTORS.

PROPRIETARY NOTICE
THIS DESIGN AND TECHNICAL INFORMATION APPEARING ON THIS DRAWING IS THE PROPERTY OF BRIGADE ELECTRONICS, AND IS DISCLOSED IN CONFIDENCE. IT IS NOT TO BE COPIED, REPRODUCED, REVEALED TO OR EXPLOITED BY OTHERS, EITHER IN WHOLE OR IN PART WITHOUT THE EXPRESS WRITTEN CONSENT OF BRIGADE ELECTRONICS.



Assembly PI Approval KLEE - 25/03/14		Approved by SMATTHEWS		Checked by RBATES		Drawn by PMISSEN	
Angle of Projection Third Angle		Units mm		Scale N/A		Released 25/03/14	
Status RELEASED		Part No 4511		EDR-101-VC		Assembly Ref -	
				BE-002825-00-14			